

LM MEDICAL
DIVISION

HEALTHCARE DESIGN TECHNOLOGY



EN|3



VERTICAL

Why choose OKI VERTICAL?




EASY TO INSTALL, EASIER TO MAINTAIN

We create equipment based on two simple key principles: ease of installation and long-lasting top quality components ensuring minimum maintenance and maximum reliability. Oki VERTICAL is delivered fully assembled to reduce the cost of installation.

VERTICAL *ES*

This is the simpler version of the VERTICAL range. Ideal for all standard wards, it offers a sleek solution featuring one only vertical profile which houses both electrical and gas components in segregated compartments. Can be offered together with single or double stainless steel pole to mount a number of accessories.



VERTICAL *MD*

Suitable for both standard and critical care this version features two separate profiles to house all services. Electrical and medical gas components run in completely separate compartments and are independently fed from the rear of the unit to ensure segregation is maintained. Similar to the ES version, it can be offered together with single or double stainless steel pole to mount a number of accessories.



NOT JUST NUMBERS

Behind the solid design we wanted to make sure to offer a tangible added value. All OKI VERTICAL profiles are manufactured from 6063 aluminium alloy to guarantee the highest standards in mechanical resistance.




POWDER COATING, POWERED HYGIENE

Protective epoxy powder coating guarantees an adequate hygienic surface for all our units. This can be further improved with our antibacterial paint to ensure 100% shield against infectious agents.

VERTICAL LG

Ideal for the highest levels of care, this unit allows three separate profiles to keep low, high voltage segregated from gas components. Like ES and MD models also this LG can mount either the single or double stainless steel pole to mount a number of dedicated accessories.



VERTICAL HTM

This is a special version, developed to meet the highest standards and specifications. This model offers a wide front panel to house all services for the most intensive treatments. Similar to other models, vertical poles can be included as an option to mount numerous accessories.



MODULAR VERSATILITY

OKI VERTICAL is arranged to suit perfectly any medical requirement. The modularity of the unit allows any specification to be met with one single product which can be adapted to any level of care needed in the hospital.

VERTICAL - ES/MD/LG WALL MOUNTED



ES

MD

LG



ES



MD



LG

COMPONENTS

A - Electrical compartment

B - Electrical compartment

C - Gas Piping

INTRODUCTION

OKI VERTICAL is ideal for both standard special care and critical areas. Designed to supply either one or two beds, it offers a practical option for the medical staff who can easily access the main electrical sources and medical gases. It can be fully configured with an extensive number of electrical components and gas outlets according to any specification each individual profile guarantees complete segregation of the services.

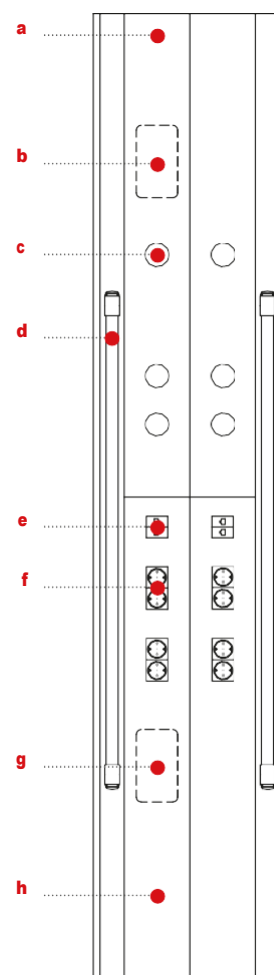
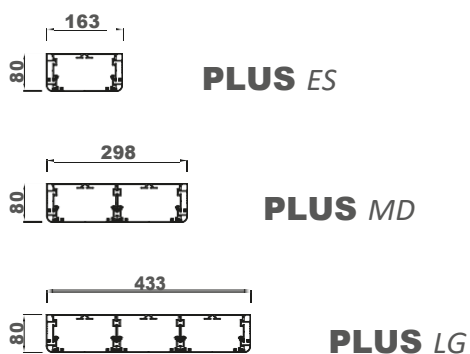


Available upon request one or two stainless steel vertical poles onto which a number of dedicated accessories can be installed. Please ask for the dedicated catalogue.

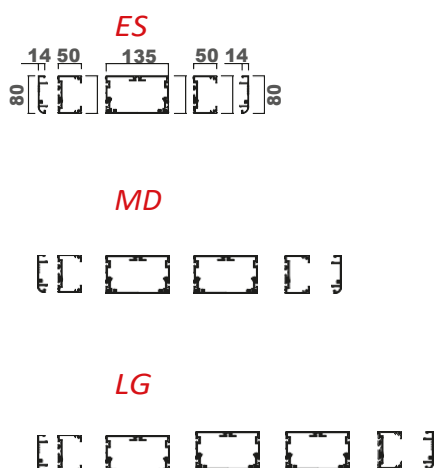
PROFILE OVERVIEW

- a** - Compartament for gas components
- b** - Gas entry fed
- c** - Gas outlet
- d** - Vertical pole for accessories
- e** - Data socket
- f** - Electrical socket
- g** - Electrical/dataentry
- h** - Compartment for electrical components

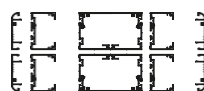
STANDARD MODEL DIMENSIONS



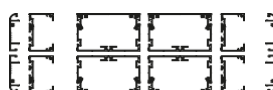
This image is for general demonstration only. The number of services varies according to the specifications given by each customer.



ES



MD



SECTIONS CONFIGURATIONS

This diagram details the various configurations available for each VERTICAL wall-mounted model. All VERTICAL profiles are of a modular construction allowing a wide choice of configurations:


- With one profile;
- With two profiles;
- With three profiles;
- With multiple profiles (on demand).

Please do not hesitate to contact our distributor or sales office for further clarifications.

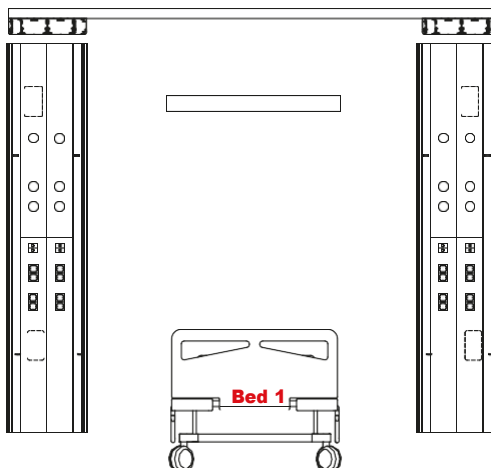
CONFIGURATIONS

VERTICAL WALL MOUNTED | FRONT VIEW

ONE SIDED VERTICAL SOLUTIONS



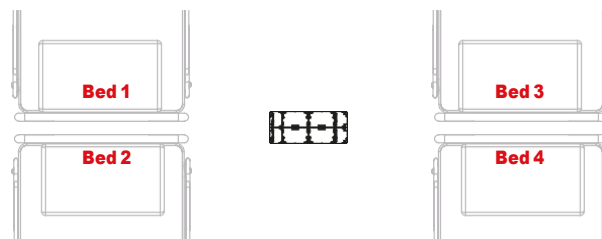
DOUBLE SIDED VERTICAL SOLUTIONS



VERTICAL CEILING MOUNTED | TOP VIEW

CEILING COLUMN SOLUTION

Our VERTICAL units can also be used as free-standing columns which are mounted from floor to ceiling. It offers maximum versatility thanks to the possibility to have one-sided or double-sided configurations. With one only solution you can easily serve up to 4 or even 6 beds at the same time.





INTRODUCTION

LM MEDICAL DIVISION has developed a number of specific models which fully comply with the strictest HTM and BS regulations. We have developed a range of dedicated units featuring specific details to fully satisfy the British technical memorandum:

- Panel mounted sockets with no visible screws
- Dedicated metal segregation boxes for each position of the following:
 - o Voice/Data or IM&T services;
 - o Nurse call module;
 - o Mains, ELV and SELV electrical services;
 - o Medical gas terminal units;
 - o Surface mounted examination light;
- Electrical wiring according to BS 7671;
- Pre-gassing according to HTM02-01.



COMPONENTS

A - Gas compartment

B - Electrical compartment

VERTICAL- HTM 500



VERTICAL- HTM 700



INTRODUCTION

The VERTICAL HTM700 solution is ideal for the most intensive areas in the hospital. The generous size allows to house a great number of services which can be easily distributed on the frontal panel.

The configuration and allocation of all components can change according to the specifications given.

COMPONENTS

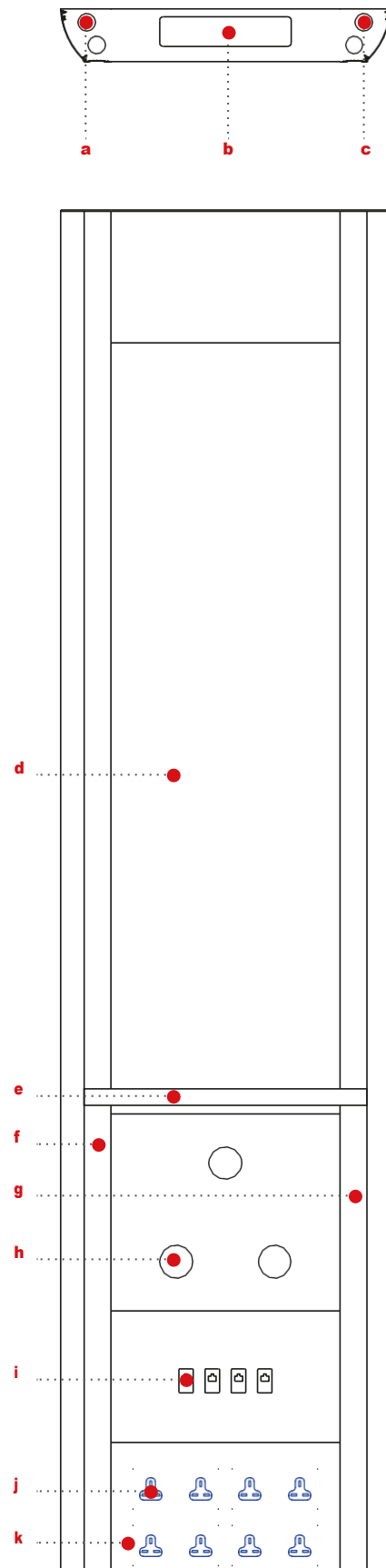
A - Gas compartment

B - Electrical compartment



PROFILE OVERVIEW

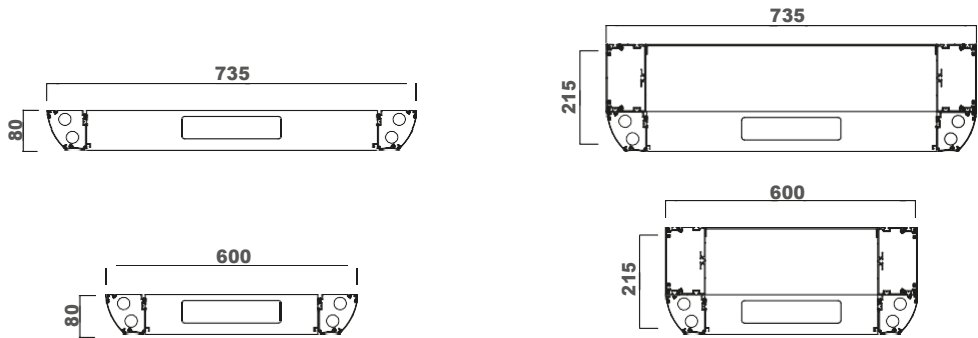
- a** - Electrical entry fed
- b** - Gas entry fed
- c** - Data entry fed
- d** - Gas compartment
- e** - DIN rail (load 20kg/mt)
- f** - Electrical lateral channel
- g** - Data compartment
- h** - Gas outlet
- i** - Data socket
- j** - Electrical socket
- k** - Electrical compartment



This image is for general demonstration only.

The number of services varies according to
the specifications given by each customer.

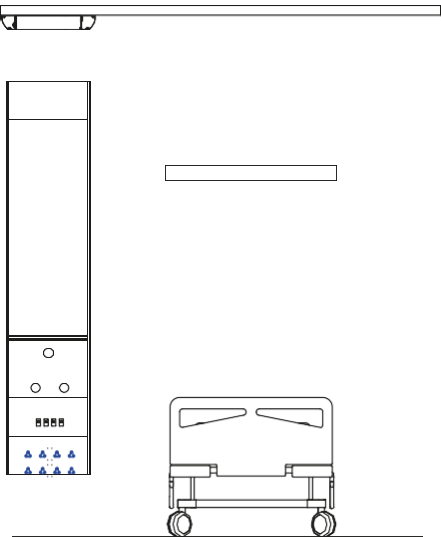
STANDARD MODEL DIMENSIONS



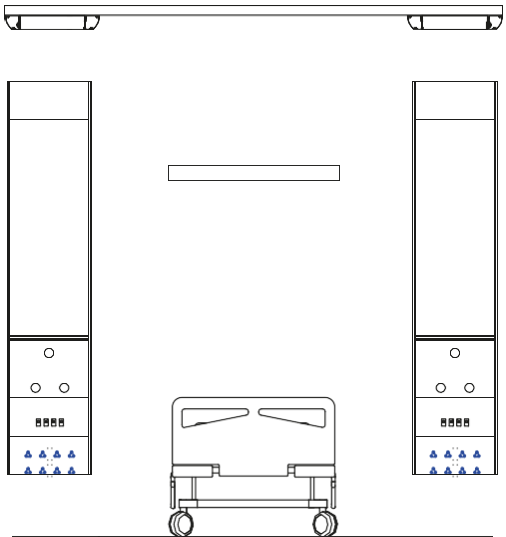
CONFIGURATIONS

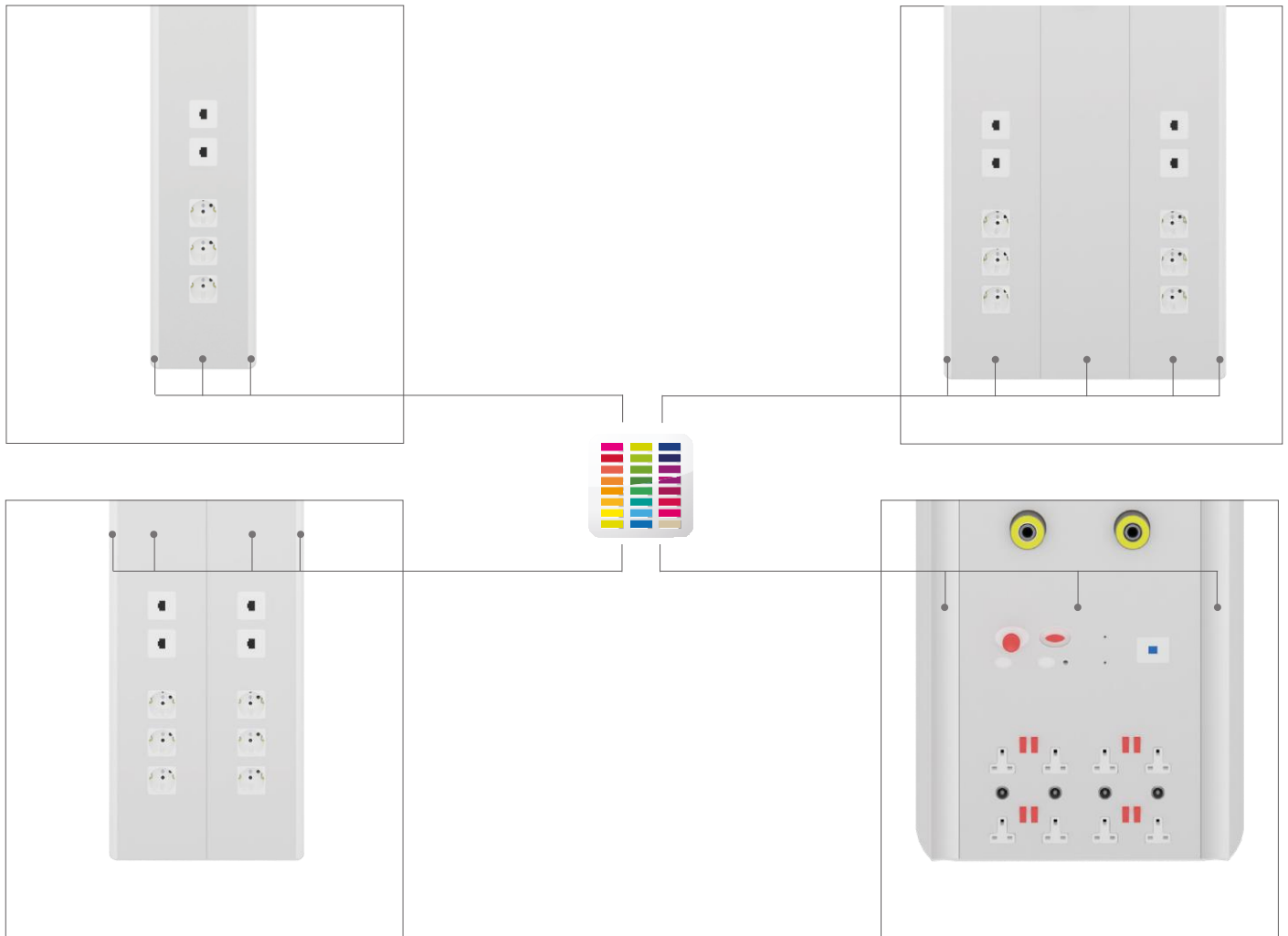
VERTICAL WALL MOUNTED | FRONT VIEW

SINGLE SIDED VERTICAL SOLUTIONS



DOUBLE SIDED VERTICAL SOLUTIONS







ILLUSTRATIVE COLOUR CHART FOR ALUMINIUM PROFILES



SPECIAL PEDIATRIC PATTERNS AND IMAGES



SPECIAL FINISHINGS



SPECIAL PATTERNS AND IMAGES



The colours shown are for guidance only, please refer to the standard RAL colour chart. The choice of any colour not commonly used might require longer delivery time. Customers are highly recommended to consult our sales office for detailed advice. Special anti-bacterial paint is also available upon request, suggested for intensive care units.

Please contact us to receive the full range of available finishes.

TECHNICAL DATA SHEET

Testing in production for each single unit	For each unit the following tests are performed: -grounding impedance protection in accordance with 18f) of standard 60601-1 - standard measurement of leakage current in accordance with 19.3 and 19.4 of EN 60601-1-measurement of dielectric strength, in accordance with 20.3 and 20.4 of standard EN 60601-1 -requirements as in 59.101.1, 59.102.1 and 59.103.1; 59.101.2); 59.102.2 b), 59.103.2); 59.101.2 BC), 59.102.2 (c)) and 59.103.2. b) - pressure tests in accordance with 59.101.2. d) and 59.102.2. d). Tests carried out on end-of-line product form an integral part of this manual.
EC CERTIFICATE	The device are made in compliance with MDR 2017/745 UE Regulation. It is a class IIb DM according to classification rule: 9 and 12 of Annex VIII - MDR 2017/745UE Regulation. Certified CE 0051.
Regulation	The equipment should be considered class IIb.
Classification according to the type of protection against electrical hazards	Class I device. The protection against electric shock is guaranteed by the metal parts of the ground protection.
Classification according to the degree of protection	against penetration of liquids and external agents IP20.
Classification according to the use and conditions	Device for continuous operation.
Electromagnetic interference	The operation of other devices placed near the medical device (as portable equipment or furniture) can cause electromagnetic interference or other interference, always check with qualified personnel.
Protection provided on external power circuit	Provides adequate protection with circuit breakers or fuses dimensioned according to the power indicated on the label.
Supply voltage	220/230 V-AC 50/60 Hz different supply voltage available upon request.
Low voltage	12/24V-AC/DC.
Wire minimum section	Lights 1.5 sq. mm. Electrical sockets 2.5/4 sq. mm. Ground 2.5/6 sq. mm.
Conditions for Storage Temperature	between -10°C and +40°C. Relative humidity: between 30% and 75%.
Conditions for Usage	Temperature: between +5°C and 35°C. Relative humidity: between 30% and 75%.
Maintenance	The bed head unit does not require routine standard maintenance however a long term program can be adopted where required. Medical gases and electrical components are mechanically separated to ensure no special caution during maintenance or servicing is required.
Cleaning	The epoxy-polyester paint or the anodized finishing guarantee the durability of all external surfaces. Cleaning is recommended with soft cloth soaked with non-alcoholic and gentle detergents and disinfectants.
Testing	The products are fully tested and ready for immediate installation.
Wall fixing	Screwed onto the wall.
Aluminium	Structural profile not less than 1.8mm/cover profile not less than 1.8mm Alloy 6063 T6.
Frontal plates (vertical HTM)	Steel plates 1.5 mm thickness.
Quality management systems	EN ISO 13485:2016

LM MEDICAL DIVISION S.r.l.

Via Brigade Alpine, 9 - 25036 Palazzolo sull'Oglio - Brescia - Italy Tel.
+39 030 7453357 - Fax +39 030 7453105 - info@lmmmedicaldivision.com



MADE IN ITALY

