



LM MEDICAL
DIVISION

HEALTHCARE DESIGN TECHNOLOGY



Medical Supply Units

LM MEDICAL DIVISION

Founded by the Lancini family, LM MEDICAL DIVISION is the thriving result of more than 30 years of expertise in the industrial power units and electro-medical equipment. The recently born international brand, specialized in medical supply units for foreign countries, has been witnessing an unrestrained growth especially over the past recent years.



All LM MEDICAL DIVISION products are made exclusively in Italy and all semi-finished products and components in supply are solely of Italian or German output. We only use the very best materials and technologies in our manufacturing as quality represents for us a binding commitment to all our customers.

We are a full-service supplier in electro-medical equipment, privacy solutions and wall protections. We offer full assistance, thoughtful planning, step by step development, efficient production and installation, careful maintenance and reliable servicing. Attention to details together with our unceasing search for up-to-date functioning design embraces a remarkable technical know-how; this winning attitude has allowed us to develop high-quality equipment for the various functions needed in the modern healthcare.



Our headquarters host all departments, from designing and technical planning to all main production processes. We strongly believe that in order to offer an accurate customisable product, project development and all further steps in the supply chain need the most attentive and close monitoring. This is also the only way we can guarantee that each part matches perfectly and we can step in to make on-the-spot corrections if needed.






Putting quality into the foreground means for us to enrich our company with an extremely skilled and dutiful staff striving for customer's complete satisfaction. Choosing LM MEDICAL DIVISION means to have a trained team capable to achieve the most ambitious projects, customisable to the very smallest detail. What is making our company unquestionably up to the very best international standards is the tangible capability to tailor offerings to our customers. From technical layouts to finishing touches everything can be adapted and installed according to whichever request.

OKI EXPERIENCE

LM Medical Division's wide experience in the medical equipment industry makes it a key partner in the supply of bed head units for the medical and hospital sector.

LM Medical Division's OKI line is the result of the analysis, research, design and manufacture of high quality bed head units, using state of the art design and manufacturing technology. OKI bed heads are made 100% in Italy and have a user-friendly, practical design, to guarantee optimal use and durability in healthcare facilities. All OKI models are made of extruded aluminium profiles and high-tech materials assembled to a choice of several configurations.

They have the following features:

-  The smooth regular surfaces are an advantage guaranteeing easy cleanliness and disinfection;
-  The length of the BHU can be fully customised to each customer's request;
-  Location of gas outlets and electrical components can be adapted to each customer's specific need;

The OKI bed head units range offers different characteristics depending on the specific functions required by the client.

OKI RANGE



OKI BASIC

PG - 3



OKI BASIC GAS ES / MD / LG

PG - 4



OKI PLUS ES

PG - 5



OKI PLUS MD/LG

PG - 6



OKI PLUS RECESSED

PG - 7



OKI BASIC GAS | PLUS CEILING MOUNTED

PG - 8



OKI VERTICAL

PG - 9



OKI VERTICAL HTM

PG - 10



OKI CIELO VERTICAL

PG - 11



OKI CIELO CEILING COLUMN

PG - 12



OKI CIELO CEILING BEAM

PG - 13



OKI CIELO TEATRO

PG - 14



OKI ISOLA

PG - 15



OKI ISOLA TANDEM

PG - 16




OKI INFINIT-I

PG - 17



OKI DESIGN

PG - 18



OKI FLAT

PG - 19 > 20



OKI FANTASY

PG - 21



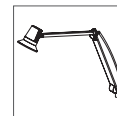
COLOURS & FINISHINGS

PG - 22



LOGO CHART

PG - 23



OKI ACCESSORIES

PG - 24



GENERAL SPECIFICATION & CERTIFICATIONS

PG - 25 > 26

BASIC - WALL MOUNTED



INTRODUCTION

OKI BASIC is our medical supply unit, particularly suited for day-hospital and outpatient care. It offers an unpretentious design which is easily adaptable to all standard care units.

The profile can be equipped with a comprehensive range of electrical sockets and switches, according to each customer's detailed specification.

OKI BASIC is not designed to house gas outlets.



Upon request **LED** spotlights for direct lighting are available for all BASIC and BASIC GAS models.

BASIC GAS – ES/MD/LG WALL MOUNTED



Version ES



Version MD



Version LG

INTRODUCTION

OKI BASIC GAS range is recommended for both outpatient and inpatient care. It has been designed to provide separated compartments for gas components and electrical ones in compliance with the strictest international health and safety regulations.

While the curved profile is suitable for housing only electric services, each of all the other profiles can either accommodate gas or electrical parts, guaranteeing adequate segregation.



Upon request an integrated **DIN rail** is also available for BASIC GAS MD and LG.

PLUS - ES WALL MOUNTED



INTRODUCTION

OKI PLUS ES is designed and recommended to offer an easy and price worthy solution for standard inpatient care. The bed head unit could be supplied with various lighting configurations:

- a) either indirect or direct (PLUS ES L),
- b) both (PLUS ES LL).

It can house all medical gas outlets adequately segregated from the electrical components. The highly adaptable profile can be configured for all special hospital wards.




Upon request an integrated aluminium **DIN rail** is also available.

PLUS - MD/LG WALL MOUNTED



Version MD



Version LG

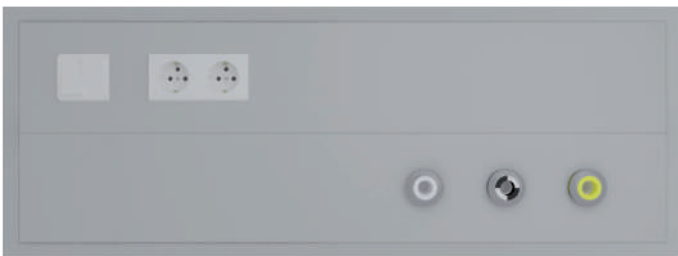
INTRODUCTION

OKI PLUS MD/LG models are particularly designed for all critical areas in a hospital. Gas and electrical components are kept segregated by two or even three different profiles. This models give the opportunity to equip the bed head unit with a large number of services, according to the most detailed specification.



Like PLUS ES also the MD and LG models can be equipped with either direct or indirect lighting (PLUS MD/LG L), or both (PLUS MD/LG LL). Similarly an integrated single or double aluminium **DIN rail** can be supplied upon request.

PLUS - RECESSED




INTRODUCTION

All OKI PLUS can be also recessed either in a concrete wall or any plasterboard. In addition to this, it can be completely integrated to existing HPL paneling. It is especially suitable where sleek but simple design needs to meet all medical requirements for standard specialty wards. The configuration can be either horizontal or vertical and the unit itself can provide **single, double or multiple profile** .



All configurations can be supplied with additional integrated **DIN rail** (horizontal mounting) or **vertical pole** (vertical mounting) for which a dedicated list of accessories is available which you can find in the dedicated accessories catalogue.

BASIC GAS | PLUS - CEILING MOUNTED



ABS dedicated end caps will avoid sharp edges for an adequate safe environment for all medical staff.

INTRODUCTION

Both OKI BASIC GAS AND PLUS MD and LG versions can be supplied in the ceiling mounted solution. This is highly recommended whenever medical pipelines and electrical conducts are ceiling fitted. The lateral pillars will allow all the needed services to reach the trunking with the same efficiency and simplicity with all wall-mounted units. Pillars are bolted to the concrete slab through our adjustable bracket system and are supplied with ABS cover flanges that blend the supports with the rest of the environment.

VERTICAL - ES/MD/LG WALL MOUNTED



INTRODUCTION

OKI VERTICAL is ideal for both standard special care and critical areas. Designed to supply either one or two beds, it offers a practical option for the medical staff who can easily access the main electrical sources and medical gases. It can be fully configured with an extensive number of electrical components and gas outlets according to any specification each individual profile guarantees complete segregation of the services.



Available upon request one or two **stainless steel vertical poles** onto which a number of dedicated accessories can be installed.



INTRODUCTION

LM MEDICAL DIVISION has developed a number of specific models which fully comply with the strictest HTM and BS regulations. We have developed a range of dedicated units featuring specific details to fully satisfy the British technical memorandum:

- Panel mounted sockets with no visible screws
- Dedicated metal segregation boxes for each position of the following:
 - o Voice/Data or IM&T services;
 - o Nurse call module;
 - o Mains, ELV and SELV electrical services;
 - o Medical gas terminal units;
 - o Surface mounted examination light;
- Electrical wiring according to BS 7671;
- Pre-gassing according to HTM02-01.

VERTICAL- HTM



CIELO - VERTICAL WALL MOUNTED



INTRODUCTION

OKI CIELO is also available in the vertical wall mounted solution. Studied for intensive care units, this bed head unit offers maximum versatility allowing the medical staff to use all the needed equipment with extreme ease. Available upon request the stainless steel vertical pole onto which a number of accessories can be combined.



Highly recommended the 38mm **stainless steel vertical pole** onto which dedicated accessories can be installed.




INTRODUCTION

CIELO bed head unit is LM Medical division's greatest example of how technical know-how and responsible attitude to strive for the best results coalesce harmoniously. In fact CIELO can be also offered in free-standing configuration, fixed on the ceiling through a solid pillar. In this way CIELO can be mounted anywhere in the room with a wide range of accessories and rotating equipment carries making this bed head unit the ideal solution for special intensive care units.

CIELO - CEILING COLUMN



CIELO - CEILING MOUNTED



INTRODUCTION

OKI CIELO is a ceiling mounted bed head unit fitted with lighting, provision for medical gases, electrical switches and sockets. The system has been designed for intensive care units, preparation and recovery rooms which require several sockets and switches to supply medical equipment such as monitors, dialysis machines, respirators and other machines required to keep the patient alive. Both sides of the unit can be equipped with the medical equipment.

CIELO - TEATRO



In only one solution OKI CIELO TEATRO houses all needed services (lights, sockets and switches, nurse call system, gas outlets) which can be arranged in each side both internally and externally.

Please ask for the dedicated catalogue to learn all specific details.



ISOLA



INTRODUCTION

OKI ISOLA supply system is a suspended unit thought specifically for special intensive care units and operating theaters. It can be configured either for the **surgeon** or the **anesthesiologist** and the service head can be equipped with all the needed electrical and medical components in compliance with any specification given. It has been designed to offer the medical staff maximum flexibility and reliability.

OKI ISOLA is also available with a full motorized mechanism.

The hydraulic breaking system guarantees maximum stability, accuracy and ease of any movement.



All OKI ISOLA are equipped with our newest composite **BIOCLEAN** shelves and drawers tops that:

- offer a microbe shield thanks to the non-porous material, extremely easy to clean;
- are free from added chemicals as it does not contain additives;
- are durable in time due to the extremely solid material that maintain color and gloss over the years.



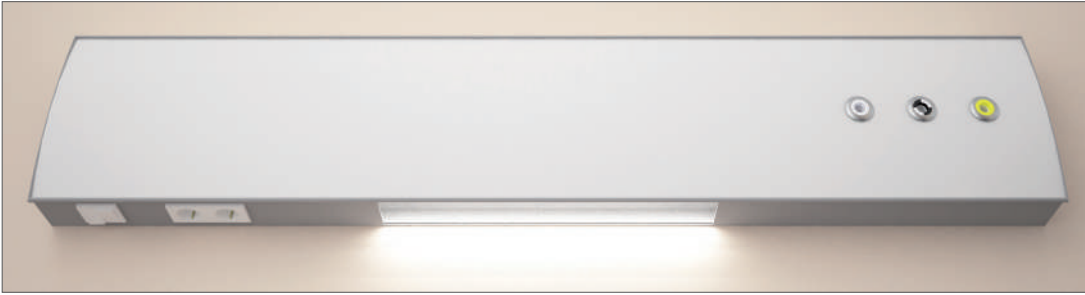
ISOLA - TANDEM



INTRODUCTION

OKI ISOLA can be also supplied in the most complete configuration which is highly requested for all ICU areas. Both **wet and dry** sides are safely guaranteed by this specific system that allows a number of combinations: single or double arms for each column to make it ergonomically adequate for all types of action needed on the patient.

INFINIT-I - WALL MOUNTED



INTRODUCTION

OKI INFINIT-I is the result of our passion for design and functionality. The newly developed profile separates the forward-facing gas outlets from the down-facing or lateral electrical ones which are placed in the lower/lateral section. The frontal panel can be made of:

- printed sheet
- acrylic sheet
- HPL laminate sheet

The first two can be offered in solid colours or special patterns.

The vertical INFINIT-I offer the possibility to supply at the same time two beds having all gas services on the frontal keeping them well separated.



INFINIT-I BELONGS TO THE OKI PLUS CE CERTIFICATION



DESIGN - WALL MOUNTED




INTRODUCTION

The modern and sleek design is the outstanding feature of the OKI DESIGN model. Designed and suggested for high end single or double rooms, OKI DESIGN stands out thanks to its sophisticated and elegant style.

The bed head unit can be supplied either in a fireproof **HPL** or methacrylate panel easy to clean and disinfect. This vertical solution could supply at the same time two separated beds. It has optional gas outlets for medical gas supply, as well as sockets, switches and nurse call controls. In the **HPL** version OKI DESIGN may be also supplied with drawers and a curtain to separate patients when needed. This system can't house indirect and direct lighting. A broad choice of **HPL** finishes and methacrylate colours are available in order to personalise it to the very refined taste of each customer.



OkI DESIGN offers the possibility to customise the panel according to any requirement. Even the boxes containing all the services can be relocated to fit each customer's specification.



HPL OKI DESIGN can be equipped with the following extras :

- A set of drawers nicely fitted on the main unit;
 - Single or double vertical poles;
 - A pullout telescopic curtain as privacy
- These feature are not available for the methacrylate one.

FLAT - WALL MOUNTED




INTRODUCTION

The OKI FLAT is manufactured using fireproof **HPL** laminate panels that are easy to clean and disinfect. The OKI FLAT power supply system for medical use does not come with the lighting system as standard, but **LED** night lighting as well as **RGB** ambient lighting can be included as options. The device can be fitted with any type of gas outlet for medical gas supply, as well as electrical sockets, switches and data outlets.



OKI FLAT can also be fitted with a state-of-the-art touch screen tablet management system, to make the hospital stay more comfortable and further enhance the patient stay by allowing them to connect to the web. Thanks to specifically designed software, physicians and medical operators may also use the tablet, if available in the hospital, to manage the clinical record of every patient.



Oki FLAT can be equipped with surrounding **RGB LED** lighting which can be located in just one or all four sides of the units.

FANTASY - WALL MOUNTED



INTRODUCTION

LM MEDICAL DIVISION has been working non-stop to improve and enlarge the product range. OKI FANTASY is one of our sensible examples of how up-to-the minute technology meets the need of the pediatric wards.

Designed to make children's recovery more pleasant, OKI FANTASY is made of an innovative acrylic sheet onto which it is applied a colourful film, featuring cartoons.



Upon request we can supply the unit with our exclusive backlighting LED system offering a selective illumination of just some of the characters which will be visible while all the lights are off.

Ideally designed as a fancy night light, this feature is available for all themes.

COLOURS AND FINISHING

	 RAL COLOUR	 ANTIBACTERIAL TREATMENT	 ANODIZED	 WOOD FINISHING	 HPL LAMINATE SHEET	 ACRYLIC PANEL	 SPECIAL FANTASIES
OKI BASIC	●	●	●	●			
OKI BASIC GAS ES	●	●	●	●			
OKI BASIC GAS MD/LG	●	●	●	●			●
OKI PLUS ES	●	●	●	●			●
OKI PLUS MD/LG	●	●	●	●			●
OKI VERTICAL	●	●	●	●			
OKI CIELO	●	●	●				
OKI ISOLA	●	●					
OKI INFINIT-I	●	●			●	●	●
OKI DESIGN	●	●			●	●	●
OKI FLAT	●	●			●	●	
OKI FANTASY	●	●				●	●

ILLUSTRATIVE COLOUR CHART FOR ALUMINIUM PROFILES




HPL LAMINATE SHEET




FRONT ACRYLIC PANELS:

SOLID COLOURS FOR ALL PANELS



SPECIAL FINISHINGS



The colours shown are for guidance only, please refer to the standard RAL colour chart. The choice of any colour not commonly used might require longer delivery time. Customers are highly recommended to consult our sales office for detailed advice. Special anti-bacterial paint is also available upon request, suggested for intensive care units.

Please contact us to check the complete range of available RAL colours for the aluminium and special finishes for the frontal panels.



EC CERTIFICATE TRADEMARKS

The CE trademark certifies that the product has met all relevant European regulations.



EC CERTIFICATE TRADEMARKS 0051

The CE trademark certifies that the product has met all relevant European regulations. Our medical supply units are medical devices (class II b) in compliance with the Directive 93/42/EEC based on the quality management system and EN ISO 13485.



GAS OUTLETS

The medical supply unit can house a number of gas outlets which could be of whichever specific standard required by the end user. Upon request pre-piping with certified copper is available.

STANDARD	COUNTRY
AFNOR NF S 90-116	FRANCE
BS 5682:1998	UNITED KINGDOM
DIN 13260-2	GERMANY
ENV 737-6	PORTUGAL, ISRAEL and LIBYA
NFPA 99	AMERICAS
SS 875 24 30	SCANDINAVIAN COUNTRIES
UNI 9507	ITALY

Other standards are available upon request.



DATA COMMUNICATION

The medical supply unit can be equipped with dedicated slots for data transmission such as nurse call, sound diffusers RJ data sockets, etc.



NIGHT LIGHTING

The medical supply unit can be equipped with dedicated a subdued night lighting, guaranteeing to both patients and medical staff a pleasant and safe environment during the overnight hours.



INDIRECT LIGHTING

The medical supply unit can be equipped with ambient lights, guaranteeing an adequate artificial lighting for all hospital wards. Depending upon each customer's request we can supply both fluorescent T16-T26 lights. Also available upon request light-dimming switches.



DIRECT LIGHTING (READING-EXAMINATION)

The medical supply unit can be equipped with direct reading and examination lights, guaranteeing to both patients and medical staff sufficient artificial lighting for all hospital wards.

Depending upon each customer's request we can supply both fluorescent T16-T26 lights. Also available upon request light-dimming switches.



LED LIGHTING

Available upon request all lighting can be offered with led stripes or led spotlights.



SINGLE/DOUBLE DIN RAIL

The medical supply unit can be equipped with single or double DIN rail. It is made of anodized aluminium 25x10 in compliance with CE regulations. A series of accessories can be combined with the DIN rails. Upon request also other rail standards are available.



AVAILABLE OKI ACCESSORIES

The medical supply unit can be completed with a broad list of accessories. Please refer to our accessories section for more detailed information.



SINGLE/DOUBLE VERTICAL POLE

The medical supply unit can be equipped with single or double vertical pole. It is made of stainless steel with a variable diameter of 25/38 mm and anodized aluminium supports which can be fixed or swivelling. The load capacity can be adjusted according to the customer's request. A series of accessories can be combined with the vertical poles.



ANTIBACTERIAL PAINT TREATMENT

The medical supply unit can be supplied with epoxy-polyester antibacterial paint. This finishing is thought for all those special intensive wards where the environment must be as much aseptic as possible.



STANDARD SPECIALITY WARD

The medical supply unit is recommended for wards providing standard levels of treatment and medical/nursing care.



INTENSIVE CARE UNIT

The medical supply unit is recommended for units (CCU, ICU, NICU, HDU resuscitation, cardiology, dialysis) providing special levels of treatment and aimed therapies.

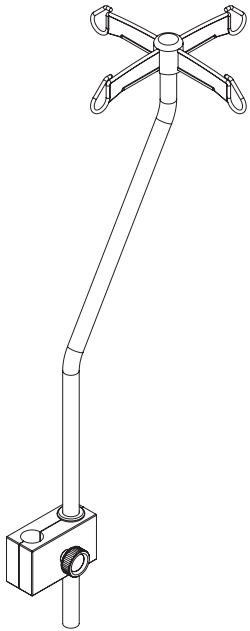


SPECIAL IMAGES AND PATTERNS AVAILABLE

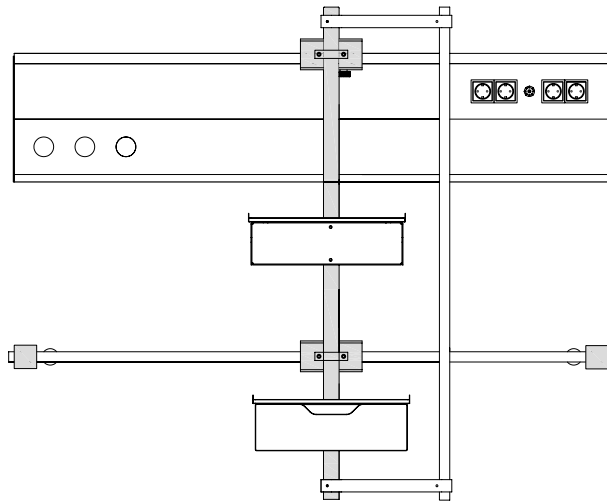
The frontal cover of the medical supply unit can be personalized with dedicated patterns. Following please find some examples but do not hesitate to ask our sales representative for the full range of patterns available.

ACCESSORIES

Please ask for the dedicated catalogue.



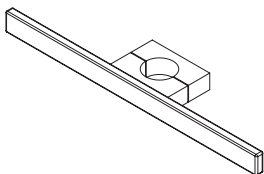
INFUSION RODS



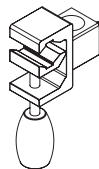
SPECIAL SLIDING SYSTEMS



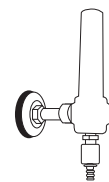
ADJUSTABLE VERTICAL POLES



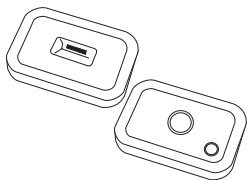
DIN BARS



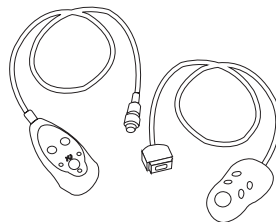
RAIL CLAMPS



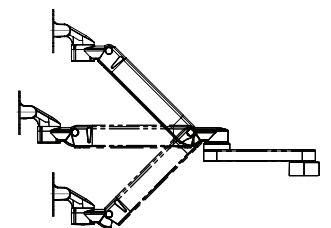
GAS OUTLETS



NURSE CALL SYSTEMS



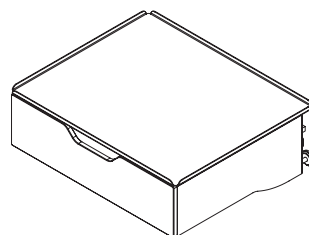
HANDSETS FOR NURSE CALL
AND LIGHTS



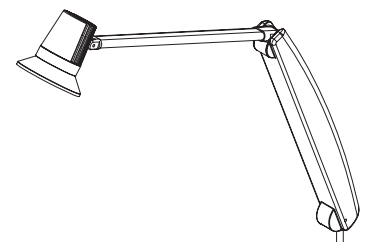
MONITOR ARMS



FLUO/LED LAMPS



SHELVES AND DRAWERS



EXAMINATION LAMPS

GENERAL SPECIFICATIONS

- The electrical wires are always kept in different compartments in order to separate the main power (110 ÷ 230v) and low voltage (12/24v).
- On the rear side of the bed head unit there is the location for the electrical cables to be connected to the main power plug on the wall.
- The lights are protected by a special polycarbonate cover to guarantee adequate light diffusion.
- The maximum length of a single unit is 5000 mm. All units can be linked together when special lengths are required.
- All models can be fully customised in size and configuration according to each customer's request.
- We can supply the bed head unit with the gas outlets and pre-piping, installed and fully tested if needed.
- All our bed head units allow a simple and easy maintenance.
- 12 Months warranty for all the components and manufacturer's defects. No warranty is extended to all other components liable to deteriorate and for damages caused by inappropriate usage.





RECOGNIZED CERTIFICATIONS

High reliability with the whole supplying network, constant personnel training, focused fine-tuning of the production processes, steady product improvements and commercial dependability have allowed us to obtain in a very short time the following broadly recognized quality system certifications:

- ISO 9001:2008 QUALITY MANAGEMENT SYSTEMS
- EN ISO 13485:2012 MEDICAL DEVICES QUALITY MANAGEMENT SYSTEMS
- EC CERTIFICATE FULL QUALITY ASSURANCE SYSTEM APPROVAL CERTIFICATE
- RUSSIAN CERTIFICATE OF REGISTRATION





ISO 9001:2008



REG. N. IT-79003



EN ISO 13485:2012



**LM MEDICAL
DIVISION**

LM MEDICAL DIVISION s.r.l.
Via Bornico - 25036 Palazzolo sull'Oglio - Brescia - Italy
Phone +39 030 7453357 - Fax +39 030 7453105
info@lmmedicaldivision.com
www.lmmmedicaldivision.com

Follow us on:

